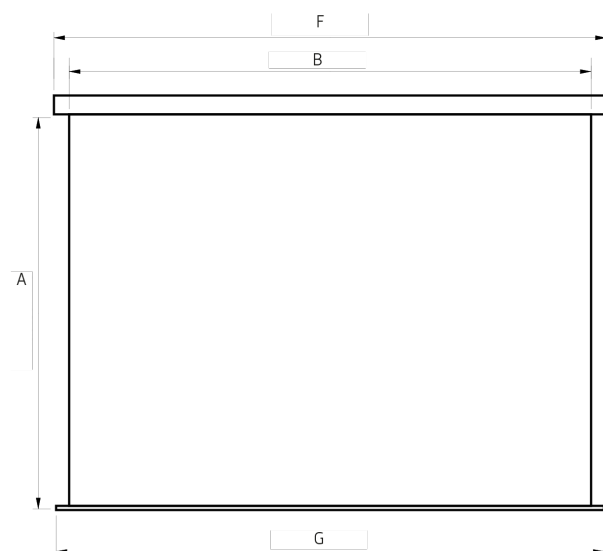


Front view



- A Image height
- B Image base
- F Casing length
- G Weighing bar length

Technical data

ESQUAR'PRO Reference	A cm	B cm	F cm	G cm	Wattage W
16:10 Format					
ES1B1112180	112	180	192,1	191	121
ES1B1125200	125	200	212,1	211	121
ES1B1150240	150	240	252,1	251	121
ES1B1169270	169	270	282,1	281	121
ES1B1187300	187	300	312,1	311	121
ES1B4219350	219	350	362,1	361	121
4:3 Format					
ES1B1135180	135	180	192,1	191	121
ES1B1150200	150	200	212,1	211	121
ES1B1180240	180	240	252,1	251	121
ES1B1202270	202	270	282,1	281	121
ES1B1225300	225	300	312,1	311	121
1:1 Format					
ES1B1150150	150	150	162,1	161	121
ES1B1180180	180	180	192,1	191	121
ES1B1200200	200	200	212,1	211	121
ES1B1240240	240	240	252,1	251	121
ES1B1300300	300	300	312,1	311	121



Very functional screen, ultra compact and simple to recess with its very white lacquered aluminium case.



- The triangular weighing bar is perfectly integrated in the casing when the screen is rolled up
- M1 fire resistant projection surface (except ES1B4219350)
- Wall or ceiling mounting
- Low and high limit switches set in the factory
- Sliding mounting
- Quiet motor
- 1 recharge every 6 months for 1 ascent/descent per day
- Charging time: approximately 6h

Radio remote

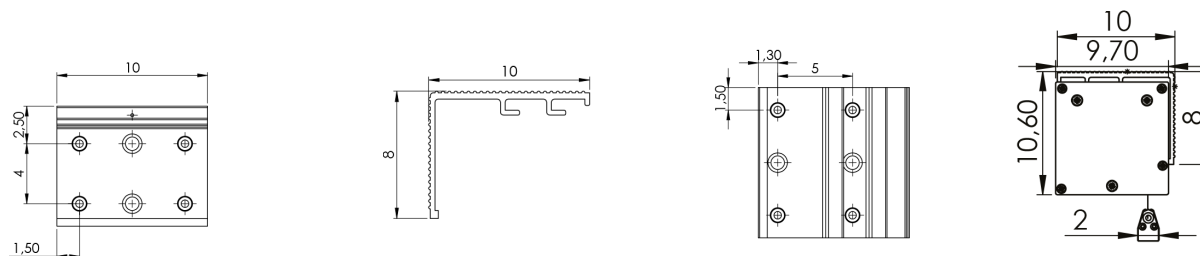
Charger



Chemin de Beaurepaire
91410 DOURDAN - FRANCE
Tel +33 1 64 59 94 54

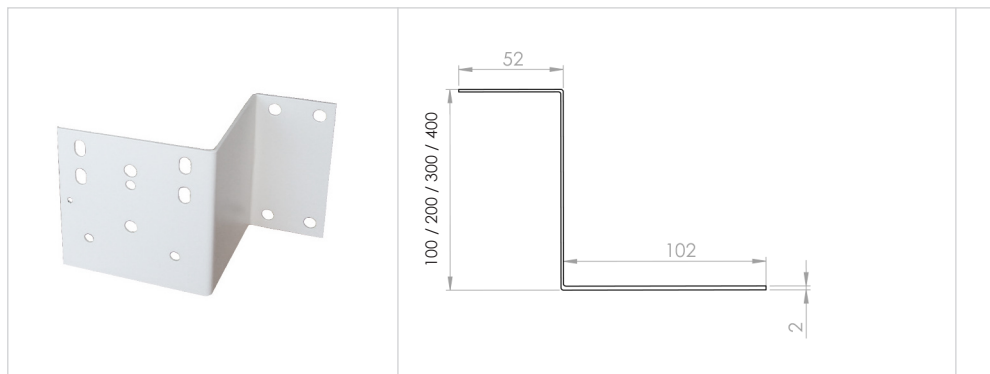


Standard brackets



Extending brackets

Extending bracket 10, 20, 30 or 40 cm



STANDARD BRACKETS

2 standard brackets are included
3 standard brackets for SQ1B4219350

EXTENDING BRACKETS

For a 10cm or 20cm wall offset:
One pair up to 300 cm base and a trio
for the model in 350 base

The pair	Reference
10cm	OPTECAR10BSQ
20cm	OPTECAR20BSQ
30cm	OPTECAR30BSQ
40cm	OPTECAR40BSQ
The trio	Reference
10cm	OPTECAR10BSQ3
20cm	OPTECAR20BSQ3
30cm	OPTECAR30BSQ3
40cm	OPTECAR40BSQ3

Chemin de Beaurepaire
91410 DOURDAN - FRANCE
Tel +33 1 64 59 94 54